









The Serialio.com KeyBatch BR1/BR2 batch and real-time laser scanner is a key fob sized scanner that can store up to 10,000 scans. The KeyBatch also works as a real-time scanner when plugged into a USB port. You can scan directly into Readerware with this scanner.

No drivers are needed, just plug it in and scan. Works with Windows, Linux and Mac OS X.

You configure the KeyBatch by scanning special barcodes. If you want to scan in real time use the barcodes on the left, if you want to scan in batch mode, use the barcodes on the right.

Plug in your scanner now.

Real-Time Scanning	Batch Scanning
 USB Keyboard	 USB Keyboard
 UPC+EAN+Supp	 UPC+EAN+Supp
Start scanning!	 Disable timestamp
	 Store scans
	Disconnect the scanner and start scanning.

	<p>When you are ready to upload your scans, start Readerware auto-catalog. On the ISBN/UPC input page, click on the <b>Upload</b> button. Select <b>Other wedge reader</b> from the scanner list and ensure the input area has the keyboard focus.</p> <p style="text-align: center;"><b>Reconnect your scanner</b></p>
	<p style="text-align: center;"> <b>Send scans</b></p>
	<p>The barcodes will be sent to Readerware and you are ready to catalog.</p> <p>Once you are sure that you no longer need the scans, you can delete them from the scanner</p>
	<p style="text-align: center;"> <b>Erase scans</b></p>

